



CONTINUING PROFESSIONAL DEVELOPMENT PORTFOLIO



A Route to Enhanced Competence in Dermatology Nursing

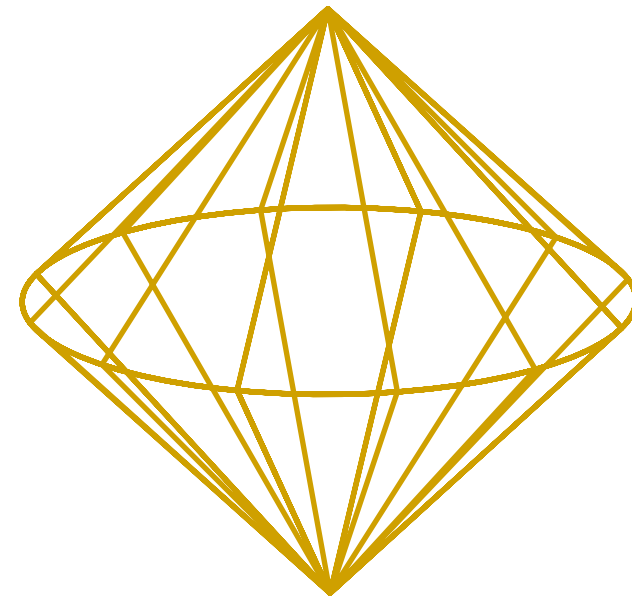


strategy
structures
resources
outcomes

1	10	10	2225,00	395,00	2,16	27	17
2	10	10	2225,00	480,00	2,16	27	17
3	10	10	2200,00	560,00	2,19	27	17
4	10	10	2200,00	645,00	2,19	27	17
5	10	10	2180,00	725,00	2,21	27	17
6	10	10	2180,00	810,00	2,21	27	17
7	10	10	2160,00	865,00	2,23	27	17
8	10	10	2160,00	965,00	2,23	27	17
9	10	10	2140,00	1035,00	2,25	27	17
10	10	10	2140,00	1115,00	2,25	27	17
11	10	10	2120,00	1180,00	2,27	27	17
12	10	10	2120,00	1255,00	2,27	27	17
13	10	10	2100,00	1315,00	2,29	27	17
14	10	10	2080,00	1380,00	2,29	27	17
15	10	10	2050,00	1450,00	2,30	27	17
16	10	10	2020,00	1520,00	2,31	27	17
17	10	10	2000,00	1590,00	2,32	27	17
18	10	10	1970,00	1660,00	2,33	27	17
19	10	10	1940,00	1730,00	2,34	27	17
20	10	10	1910,00	1800,00	2,35	27	17
21	10	10	1880,00	1870,00	2,36	27	17
22	10	10	1850,00	1940,00	2,37	27	17
23	10	10	1820,00	2010,00	2,38	27	17
24	10	10	1790,00	2080,00	2,39	27	17
25	10	10	1760,00	2150,00	2,40	27	17
26	10	10	1730,00	2220,00	2,41	27	17
27	10	10	1700,00	2290,00	2,42	27	17
28	10	10	1670,00	2360,00	2,43	27	17
29	10	10	1640,00	2430,00	2,44	27	17
30	10	10	1610,00	2500,00	2,45	27	17
31	10	10	1580,00	2570,00	2,46	27	17
32	10	10	1550,00	2640,00	2,47	27	17
33	10	10	1520,00	2710,00	2,48	27	17
34	10	10	1490,00	2780,00	2,49	27	17
35	10	10	1460,00	2850,00	2,50	27	17

Contents

Introduction	3
How to get Started	4
Steps to Building a Portfolio	4
Portfolio Route To Achieving Competence in Dermatology Nursing	5
Part 1. Necessary Knowledge	7
Part 2. Assessment and Investigation of Dermatological Conditions	10
Part 3. Therapeutic Intervention	14
Part 4. Caring for Patients with a Dermatological Condition	20
Part 5. Psychosocial Impact of a Dermatological Condition	27
Part 6. Managing the Care Environment	30
Appendices	32-39
Bibliography	40



© NHS Education for Scotland, 2002.

Design and Production//www.interactive-design.co.uk

A Route to Enhanced Competence in Dermatology Nursing

1	10	10	2225,00	395,00	2,16	27	17
2	10	10	2225,00	480,00	2,16	27	17
3	10	10	2200,00	560,00	2,19	27	17
4	10	10	2200,00	645,00	2,19	27	17
5	10	10	2180,00	725,00	2,21	27	17
6	10	10	2160,00	810,00	2,21	27	17
7	10	10	2160,00	865,00	2,23	27	17
8	10	10	2160,00	965,00	2,23	27	17
9	10	10	2140,00	1035,00	2,25	27	17
10	10	10	2140,00	1115,00	2,25	27	17
11	10	10	2120,00	1180,00	2,27	27	17
12	10	10	2100,00	1255,00	2,27	27	17
13	10	10	2100,00	1315,00	2,29	27	17
14	10	10	2100,00	1365,00	2,29	27	17
15	10	10	2075,00	1475,00	4,53	150	35
16	10	10	2005,00	1625,00	4,47	150	35
17	10	10	2100,00	1795,00	4,41	150	35
18	10	10	2100,00	1970,00	6,24	150	35
19	10	10	2165,00	2135,00	6,46	150	35
20	10	10	2200,00	2265,00	6,38	150	35
21	10	10	2200,00	2365,00	6,28	150	35

Introduction

In autumn of 2001 the National Board for Nursing, Midwifery and Health Visiting for Scotland was approached by nurses specialising in dermatology with a request to discuss the educational needs of practitioners working both within the specialty and those caring for patients with skin conditions outwith the specialist services.

A meeting was held at which specialist nurses representing geographic areas of Scotland, supported by five Consultant Dermatologists, met with a National Board for Nursing, Midwifery and Health Visiting for Scotland Professional Officer to examine the educational issues surrounding this area of practice. Some of the key areas identified included:

- i) There are no professionally approved courses available in Scotland.
- ii) There is not a wide choice of courses available south of the border, of which few could be considered as being suitable to meet the Continuing Professional Development needs of non-specialist nurses working with patients with skin conditions, e.g. community nurses/practice nurses.
- iii) Concerns of Higher Education Institutes regarding the viability and therefore the cost effectiveness of developing appropriate courses.
- iv) Lack of clarity in relation to the needs of the speciality, i.e. level of courses and curricular content, was perceived to compound the above (iii).
- v) There is a degree of urgency in identifying the needs of such nurses prepared as nurse prescribers in relation to dermatological medicines/preparations.
- vi) It was noted that a government advisory group had recently been set up in this area of clinical practice.
- vii) It was also noted that many skin conditions can be categorised as chronic and enduring, an area identified by the Scottish Executive as one requiring specific attention.

The group concluded that nurse specialists would seek further assistance in formulating competency descriptors which would address the needs of nurses developing expertise within dermatological services as a first step. Such a framework should also allow nurse working with skin conditions in other areas to identify specific competencies from within the package to assist them in their Continuing Professional Development endeavours.

The work was completed early this year and following extensive consultation is now presented within this '*A Route to Enhanced Competence in Dermatology Nursing*'. The group would like to acknowledge the support and advice offered by colleagues and others, not least the Dermatologists.

How to get started

This workbook is designed to be completed in association with the **NBS Portfolio A Route to Enhanced Competence (2000)**. It continues to utilise the framework of reflecting on past experience and learning in order to record continuous professional development to enhance clinical competence in Dermatology Nursing. It will help the individual nurse to identify sources of learning and evidence of good practice which relates to providing high quality Dermatology Nursing. It is essential to access the other workbooks within Unit 2 of the NBS portfolio; however, you do not necessarily need to complete these sections before commencing this workbook.

QACPD Portfolio CD

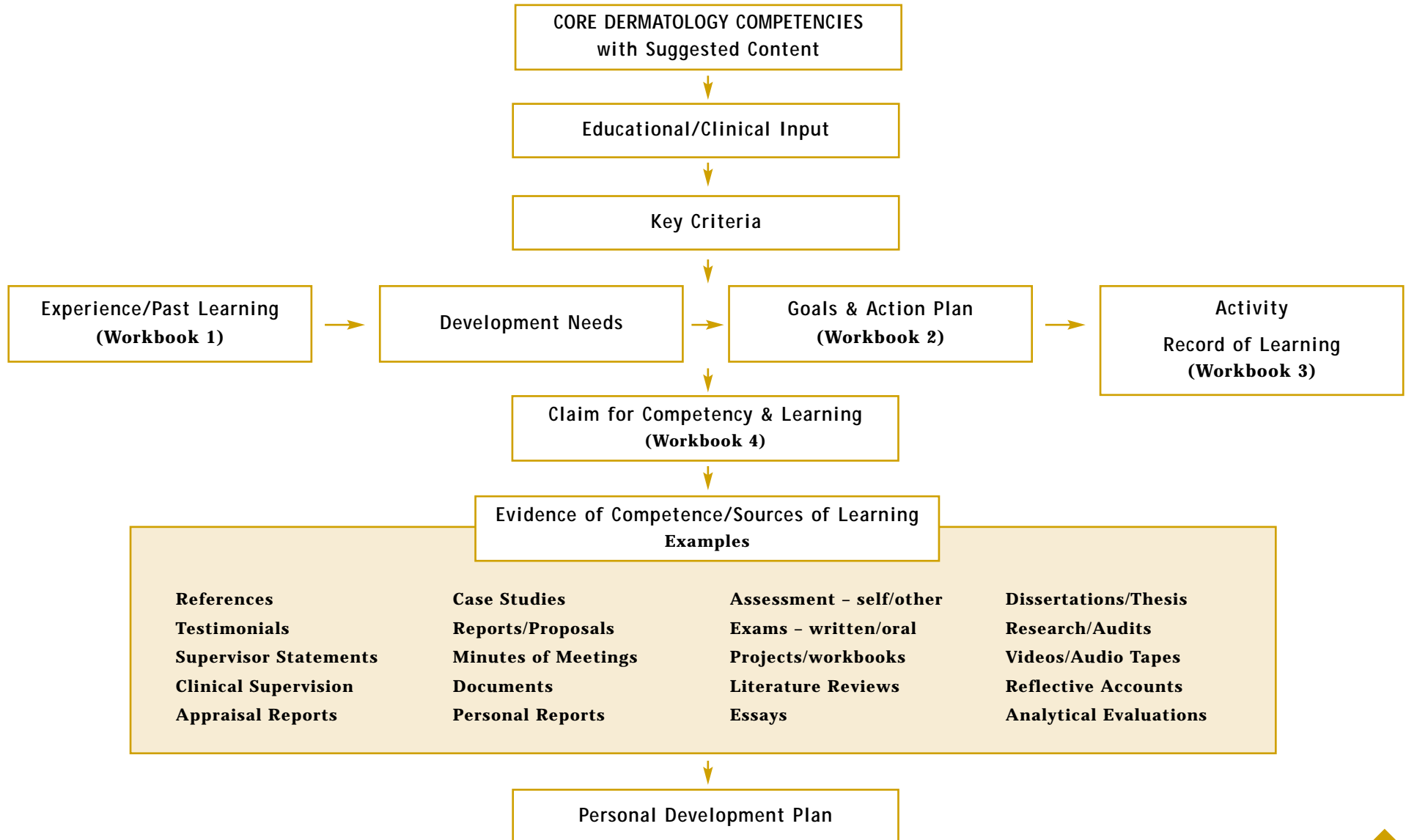
A copy of the NBS Continuing Professional Development Portfolio, 'A Route to Enhanced Competence' and 'A Route to Enhanced Competence in Dermatology Nursing' documents are supplied on the enclosed CD in Acrobat PDF format, they may be printed out for reference.

Steps to Building a Portfolio

You may already have a personal professional profile which you may wish to incorporate into this NES portfolio, however, you should continue to use the following steps:

- Step 1 Review your experience and practice to date identifying any Dermatology Nursing knowledge and skills that you have;*
- Step 2 Appraise your level of competence and identify strengths and any areas that need to be developed;*
- Step 3 Agree with your senior manager, in-house CPD staff and/or Higher Educational Institution a training programme which meets your learning needs;*
- Step 4 Set goals and devise an action plan to achieve the stated Dermatology Nursing competencies in partnership with your named facilitator;*
- Step 5 Provide evidence of competence through your portfolio.*

Portfolio Route To Achieving Competence in Dermatology Nursing



Part 1

Necessary Knowledge



1	10	10	2225,00	395,00	2,16	27	17
2	10	10	2225,00	480,00	2,16	27	17
3	10	10	2200,00	560,00	2,19	27	17
4	10	10	2200,00	645,00	2,19	27	17
5	10	10	2180,00	725,00	2,21	27	17
6	10	10	2180,00	810,00	2,21	27	17
7	10	10	2160,00	865,00	2,23	27	17
8	10	10	2160,00	965,00	2,23	27	17
9	10	10	2140,00	1035,00	2,25	27	17
10	10	10	2140,00	1115,00	2,25	27	17
11	10	10	2120,00	1180,00	2,27	27	17
12	10	10	2120,00	1255,00	2,27	27	17
13	10	10	2100,00	1315,00	2,29	27	17
14	10	10	2100,00	1365,00	2,29	27	17
15	10	10	2075,00	1475,00	4,53	150	35
16	10	10	2005,00	1625,00	4,47	150	35
17	10	10	2100,00	1795,00	4,41	150	35
18	10	10	2100,00	1970,00	6,24	150	35
19	10	10	2165,00	2135,00	6,46	150	35
20	10	10	2200,00	2265,00	6,38	150	35
21	10	10	2200,00	2365,00	6,28	150	35

Part 1. Necessary Knowledge

COMPETENCY	INDICATORS
1.1 Describe the anatomy, physiology and functions of the skin and surrounding structures	<p>Describe the anatomic structure of the skin and appendages</p> <hr/> <p>Outline the functions of the skin</p> <hr/> <p>Describe epidermopoiesis and its regulation</p> <hr/> <p>Outline the physiology and functions of the cutaneous, sensory, vascular, lymphatic, immunological and pigmentary systems</p> <hr/> <p>Describe the physiology and functions of sebaceous and sweat glands</p> <hr/> <p>Describe the physiology and functions of hair and nails</p> <hr/>
1.2 Evaluate the risk factors that determine the probability of developing a dermatological condition or impairment of skin integrity	<p>Describe the conditions where genetic predisposition may lead to an increased probability of developing a dermatological condition</p> <hr/> <p>Describe the conditions where external factors may lead to an increased probability of developing a dermatological condition</p> <hr/> <p>Describe the effects of the ageing process on the skin and associated dermatological conditions</p> <hr/> <p>Describe factors that may lead to an impairment of normal skin integrity</p> <hr/>

COMPETENCY

INDICATORS

1.3 Demonstrate knowledge of the terminology used to describe the characteristics of common dermatological conditions

Using correct terminology, describe the lesions and other identifying features commonly found in conditions of the skin

Identify the common distribution site of lesions in specific dermatological conditions

1.4 Demonstrate knowledge of the most commonly presenting dermatological conditions (see Appendix 1)

Describe the major adult dermatological conditions and associated conditions

Describe the major childhood dermatological conditions and associated conditions

Describe the most common dermatological conditions associated with the immune system

Identify the most common systemic conditions that may initially present as a dermatological condition

Outline the pathophysiology of common dermatological conditions

Part 2

Assessment and Investigation of Dermatological Conditions

1	10	10	2225,00	395,00	2,16	27	17
2	10	10	2225,00	480,00	2,16	27	17
3	10	10	2200,00	560,00	2,19	27	17
4	10	10	2200,00	645,00	2,19	27	17
5	10	10	2180,00	725,00	2,21	27	17
6	10	10	2180,00	810,00	2,21	27	17
7	10	10	2160,00	865,00	2,23	27	17
8	10	10	2160,00	965,00	2,23	27	17
9	10	10	2140,00	1035,00	2,25	27	17
10	10	10	2140,00	1115,00	2,25	27	17
11	10	10	2120,00	1180,00	2,27	27	17
12	10	10	2120,00	1255,00	2,27	27	17
13	10	10	2100,00	1315,00	2,29	27	17
14	10	10	2100,00	1365,00	2,29	27	17
15	10	10	2075,00	1475,00	4,53	150	35
16	10	10	2005,00	1625,00	4,47	150	35
17	10	10	2100,00	1795,00	4,41	150	35
18	10	10	2100,00	1970,00	6,24	150	35
19	10	10	2165,00	2135,00	6,46	150	35
20	10	10	2200,00	2265,00	6,38	150	35
21	10	10	2300,00	2365,00	6,28	150	35

Part 2. Assessment and Investigation of Dermatological Conditions

COMPETENCY	INDICATORS
2.1 Demonstrate knowledge of the assessment and analysis of information used to aid the diagnosis of a patient with a dermatological condition	<p>Describe the importance of carrying out a comprehensive assessment of all the patient's needs before considering care</p> <hr/> <p>Describe how to take a detailed history from a patient who has a dermatological condition</p> <hr/> <p>Demonstrate a knowledge of systems for classification of dermatological conditions</p> <hr/> <p>Demonstrate skill in recognising the distinctive features of a particular dermatological condition</p> <hr/> <p>Outline how information from the patient/carer is documented</p> <hr/> <p>Demonstrate awareness of the differences when taking a history from a child, an adult, or a person with a learning disability</p> <hr/>
2.2 Demonstrate knowledge of the contribution tele-medicine/IT systems can make to clinical decision making	<p>Tele-conferencing</p> <hr/> <p>Digital imaging</p> <hr/> <p>Data protection</p> <hr/> <p>Reporting and recording</p> <hr/> <p>Photography of lesions by medical illustration</p> <hr/>
2.3 Demonstrate understanding of the importance of informing patients of investigations required for dermatological conditions	<p>Demonstrate knowledge of investigations likely to be used in the diagnosis of a dermatological condition</p> <hr/> <p>Explain the factors that will determine the choice of investigation for individual patients</p> <hr/> <p>Identify the sources of information or support, which may prove helpful to patients/carers when investigating a dermatological condition</p> <hr/> <p>Respond appropriately to the concerns of patients/carers regarding investigations</p> <hr/> <p>Identify the need for differing levels of support for each individual</p> <hr/>

COMPETENCY

2.4 Demonstrate knowledge of the most common laboratory investigations used in dermatology

2.5 Demonstrate ability to obtain specimens (as appropriate)

INDICATORS

Identify and understand the findings of examinations for:

- microbiology
 - virology
 - tissue pathology
 - imaging techniques
 - haematology
 - biochemistry
 - immunology
 - mycology
-

Adherence to local policy and procedure for:

- microbiology
 - virology
 - tissue pathology
 - imaging techniques
 - haematology
 - biochemistry
 - immunology
 - mycology
-

COMPETENCY

2.6 Show awareness of specific dermatological investigations

INDICATORS

- Patch testing
- Urticarial dermographism
- MED – Minimal erythema dose in phototherapy
- MPD – Minimal Psoralen/Phototoxic Dose in phototherapy
- Vascular assessment using Doppler ultrasound
- Vascular assessment using Pulse Oximetry
- Techniques of dermatology minor surgery for diagnostic purposes
- Wood's Light
- Dermatoscopy
- Microscopic examination of parasites/fungi

Part 3

Therapeutic Intervention



1	10	10	2225,00	395,00	2,16	27	17
2	10	10	2225,00	480,00	2,16	27	17
3	10	10	2200,00	560,00	2,19	27	17
4	10	10	2200,00	645,00	2,19	27	17
5	10	10	2180,00	725,00	2,21	27	17
6	10	10	2180,00	810,00	2,21	27	17
7	10	10	2160,00	865,00	2,23	27	17
8	10	10	2160,00	965,00	2,23	27	17
9	10	10	2140,00	1035,00	2,25	27	17
10	10	10	2140,00	1115,00	2,25	27	17
11	10	10	2120,00	1180,00	2,27	27	17
12	10	10	2120,00	1255,00	2,27	27	17
13	10	10	2100,00	1315,00	2,29	27	17
14	10	10	2100,00	1365,00	2,29	27	17
15	10	10	2075,00	1475,00	4,53	150	35
16	10	10	2005,00	1625,00	4,47	150	35
17	10	10	2100,00	1795,00	4,41	150	35
18	10	10	2100,00	1970,00	6,24	150	35
19	10	10	2165,00	2135,00	6,46	150	35
20	10	10	2200,00	2265,00	6,38	150	35
21	10	10	2300,00	2365,00	6,28	150	35

Part 3. Therapeutic Intervention

COMPETENCY	INDICATORS
3.1 Demonstrate knowledge of the topical/systemic medications currently used in the treatment of patients with a dermatological condition	<p>Demonstrate knowledge of the function, adverse effects, contraindications, and interaction problems associated with commonly prescribed medication</p> <hr/> <p>Demonstrate competence in the activities necessary to ensure adherence/compliance to treatment</p> <hr/> <p>Explain the steps that will be undertaken when the first choice of medication fails to satisfactorily control the condition</p> <hr/> <p>Review the factors that would determine when additional or alternative medications would be prescribed</p> <hr/> <p>Ensure that patients and carers are given clear information and are made aware of additional sources of information on medications</p> <hr/> <p>Participate in meeting Control of Substances Hazardous to Health (COSHH) requirements</p> <hr/>
3.2 Demonstrate theoretical and practical knowledge of the use of emollients and vehicles	<p>Demonstrate knowledge of basic pharmacology</p> <hr/> <p>Demonstrate an understanding of indications for use</p> <hr/> <p>Identify possible contra-indications</p> <hr/> <p>Demonstrate knowledge of various methods of practical application</p> <hr/> <p>Show awareness of individual factors which may influence choice of preparation</p> <hr/>

COMPETENCY	INDICATORS
3.3 Demonstrate theoretical and practical knowledge of the use of topical psoriatic, acne and infestation preparations	Demonstrate knowledge of basic pharmacology Demonstrate an understanding of indications for use Identify possible contra-indications Demonstrate knowledge of various methods of practical application Show awareness of individual factors which may influence choice of preparation
3.4 Demonstrate theoretical and practical knowledge of the use of topical steroid preparations	Demonstrate knowledge of basic pharmacology Demonstrate an understanding of indications for use Identify possible contra-indications Demonstrate knowledge of various methods of practical application Show awareness of individual factors which may influence choice of preparation
3.5 Demonstrate theoretical and practical knowledge of the use of antimicrobial and cleansing preparations	Demonstrate knowledge of basic pharmacology Demonstrate an understanding of indications for use Identify possible contra-indications Demonstrate knowledge of various methods of practical application Show awareness of individual factors which may influence choice of preparation

COMPETENCY

3.6 Appraise the factors influencing the choice of medication for patients with a dermatological condition

INDICATORS

Demonstrate knowledge of medications likely to be prescribed for a person diagnosed with a dermatological condition

Show awareness of the factors that should be taken into consideration when determining the medication/therapy of choice

Outline the steps taken to assist the individual adjust to taking/applying medications

Describe methods of monitoring treatment for specific dermatological conditions

Identify the factors that may lead to the withdrawal of medication from a patient

Outline the advice and guidance that may be offered to the patient regarding lifestyle changes while taking medication or following withdrawal of medication

Clarify the importance of compliance and ensure the patient/carer is aware of the potential long term nature of his/her medication regime

Respond to the concerns of patients/carers regarding medications

Identify the sources of information or support, which may prove helpful to patients taking medication and to their families

COMPETENCY	INDICATORS
3.7 Examine factors which influence clinical decision making in the use of topical applications in the treatment of dermatological conditions	Demonstrate knowledge and understanding of the uses and factors that may determine the choice of topical applications for dermatological conditions
3.8 Examine factors which influence clinical decision making in the use of systemic therapies in the treatment of dermatological conditions	Demonstrate knowledge and understanding of the uses and factors that may determine the choice of systemic therapies for dermatological conditions
3.9 Monitor and report on the efficacy of a) topical and b) systemic therapeutic interventions	<p>Is aware of associated validated assessment tools</p> <p>Is skilled in reporting and recording assessment findings</p> <p>Is aware of the criteria for referral</p>
3.10 Demonstrate a knowledge of minor surgery techniques used in the diagnosis and treatment of specific dermatological conditions	<p>Demonstrate knowledge of the dermatological minor surgical procedures that may be offered to a patient with a dermatological condition</p> <p>Show awareness of the factors that should be taken into consideration when determining the suitability of a patient for minor surgery</p> <p>Describe the criteria that would determine the choice of surgical intervention</p> <p>Identify the sources of information and support that may prove helpful to a patient/carer prior to undergoing minor surgery</p> <p>Respond to the concerns of patients/carers regarding investigations and minor surgery</p> <p>Describe the common problems experienced by patients following minor surgery</p>

COMPETENCY

3.11 Outline the role of graduated compression therapy in the treatment and prevention of leg ulceration

3.12 Demonstrate knowledge of risks and causes of morbidity in patients with dermatological conditions

INDICATORS

Demonstrate knowledge of the various methods of graduated compression therapy

Show awareness of the factors that should be taken into consideration when determining the suitability of a patient for diagnostic biopsy

Show awareness of potential hazards associated with graduated compression therapy

Identify the sources of evidence based information

Demonstrate a knowledge of the application of the associated Scottish Intercollegiate Guidelines Network (SIGN) guidelines

Define the risks of and causes of morbidity in patients with dermatological conditions

Discuss the issues surrounding informing patients and carers of morbidity associated with dermatological conditions

Part 4 Caring for Patients with a Dermatological Condition

1	10	10	2225,00	395,00	2,16	27	17
2	10	10	2225,00	480,00	2,16	27	17
3	10	10	2200,00	560,00	2,19	27	17
4	10	10	2200,00	645,00	2,19	27	17
5	10	10	2180,00	725,00	2,21	27	17
6	10	10	2180,00	810,00	2,21	27	17
7	10	10	2160,00	865,00	2,23	27	17
8	10	10	2160,00	965,00	2,23	27	17
9	10	10	2140,00	1035,00	2,25	27	17
10	10	10	2140,00	1115,00	2,25	27	17
11	10	10	2120,00	1180,00	2,27	27	17
12	10	10	2120,00	1255,00	2,27	27	17
13	10	10	2100,00	1315,00	2,29	27	17
14	10	10	2100,00	1365,00	2,29	27	17
15	10	10	2075,00	1475,00	4,53	150	35
16	10	10	2005,00	1625,00	4,47	150	35
17	10	10	2100,00	1795,00	4,41	150	35
18	10	10	2100,00	1970,00	6,24	150	35
19	10	10	2165,00	2135,00	6,46	150	35
20	10	10	2200,00	2265,00	6,38	150	35
21	10	10	2300,00	2365,00	6,28	150	35

Part 4. Caring for Patients with a Dermatological Condition

COMPETENCY	INDICATORS
4.1 Demonstrate knowledge and understanding of the process of building a professional relationship with patients while undertaking care	<p>Is skilled at building professional relationships with patients and their families</p> <hr/> <p>Show respect and understanding of the values, customs and beliefs of all patients and other families</p> <hr/> <p>Take into account the holistic perspective when establishing and maintaining a relationship with the patients, their families and carers</p> <hr/> <p>Adopt an efficient and effective questioning and clarification technique</p> <hr/> <p>Collect information, exercise professional judgement and use critical appraisal when making an assessment of a patient's problem</p> <hr/> <p>Distinguish between subjective and objective information</p> <hr/> <p>Is skilled in the use of validated assessment tools to grade severity of condition</p> <hr/> <p>Is skilled in collecting and collating evidence to document progress/remission</p> <hr/> <p>Demonstrate competence in identifying and isolating the key problem</p> <hr/> <p>Use evidence based and clinically validated knowledge when considering alternative possibilities</p> <hr/> <p>Involve the patient in the decision making process</p> <hr/> <p>Use best available evidence and knowledge to identify the patient's problem</p> <hr/> <p>Act appropriately when an emergency action is required</p> <hr/> <p>Make an initial assessment of the potential problem and clarify whether the patient understands the conclusion reached</p> <hr/> <p>Reflect on the accuracy of the identification and review the process of elimination of co-morbid conditions</p> <hr/> <p>Review all decisions and consider the possibility of seeking advice or support</p> <hr/> <p>Provide the patient with an initial assessment of the presenting problem</p> <hr/>

COMPETENCY

4.2 Develop a plan of care for a patient with a dermatological condition

INDICATORS

Keep the patient informed, reassured and clear about the primary problem identified

Prepare a plan of care appropriate to the type of dermatological condition experienced by the patient

Show awareness of the local/national policies and guidelines for intervening during an acute episode of a dermatological condition

Ensure that a safe environment is maintained at all times

Ensure the dignity and privacy of the patient and his/her family

Communicate a caring, respectful and reassuring attitude to the patient and his/her family during a care episode

Ensure that relatives or carers of the patient are treated with understanding and are included in planning care and treatment

Provide advice and guidance in preventative care:

routine skin care/avoidance of environmental triggers/use of sunscreens/use of ointments/lotions/oils

Provide advice and guidance in health promotion and patient/family education/nutritional counselling

Act as a role model to any relatives or carers present by behaving in a calm, dignified and reassuring manner during care

Ensure that relatives and carers have the necessary guidance to deal with prolonged care

Ensure that relatives/carers are given and understand information on the management of the patient during care

Demonstrate knowledge of the therapeutic procedures that may be offered to a patient with a dermatological condition:

– topical applications

– systemic therapies

COMPETENCY	INDICATORS
<p>4.2 Develop a plan of care for a patient with a dermatological condition</p> <p>(Continued)</p>	<p>Show awareness of the factors that should be taken into consideration when determining the suitability of a patient for topical and/or systemic therapies</p> <hr/> <p>Describe the criteria that would determine the choice of a therapeutic intervention for a patient with a particular dermatological condition</p> <hr/> <p>Develop and implement a plan of care to assist the patient/carers prepare for and cope with the planned and unplanned effects of topical and/or systemic therapies</p> <hr/> <p>Describe the common problems experienced by patients following topical and/or systemic therapies</p> <hr/> <p>Respond appropriately to the concerns of a patient/carer regarding investigations and therapy</p> <hr/> <p>Identify the sources of information and support that may prove helpful to a patient/carer prior to undergoing topical and/or systemic therapies</p> <hr/> <p>Outline the physiological processes and their consequences that may result in acute illness in patients with specific dermatological conditions:</p> <hr/> <p>Describe the optimum environment for nursing a patient who is acutely ill</p> <hr/> <p>Discuss the nursing measures that would be taken to keep the patient free from infection during the acute illness</p> <hr/> <p>Outline the topical therapies that may be used to keep the patient's skin clean and well lubricated</p> <hr/> <p>Outline the nursing measures that would be taken to ensure good mouth/airway and eye care</p> <hr/> <p>Describe the nursing measures that would be taken to ensure the patient has adequate nutrition and fluid/electrolyte balance</p> <hr/> <p>Outline the nursing measures that would be taken to ensure that the patient remains free from pain</p> <hr/> <p>Outline the nursing measures that would be taken to ensure that the patient remains free from itch</p> <hr/> <p>Keep the patient well informed and reassured about their condition</p> <hr/> <p>Ensure that relatives and carers have the necessary guidance and support to deal with care of a patient during a period of acute illness</p> <hr/>

COMPETENCY	INDICATORS
4.3 Develop a plan of care for a patient undergoing dermatological minor surgery	<p>Assist in investigations likely to be used in the identification of suitable patients for surgery</p> <hr/> <p>Assist and participate in surgical aspects of care</p> <hr/> <p>Develop and implement plans of care to assist the patients/carers prepare for and cope with the planned and unplanned effects of surgery</p> <hr/>
4.4 Demonstrate knowledge of the factors governing Nurse Prescribing	<p>Is aware of the statutory requirements relating to Nurse Prescribing</p> <hr/> <p>Ensure that the practice of nurse prescription is based on a sound and relevant knowledge of medications and dermatological conditions</p> <hr/> <p>Ensure that all nurse prescriptions are based on current knowledge and best clinical practice</p> <hr/> <p>Demonstrate accurate knowledge of medications/therapies available for nurse prescription for a person with a dermatological condition</p> <hr/> <p>Show awareness of the factors that should be taken into consideration when determining the medication/therapy of choice for a patient with a dermatological condition</p> <hr/> <p>Show awareness of the common side effects, contraindications and interactions associated with the medications likely to be prescribed by a nurse for a patient with a dermatological condition</p> <hr/> <p>Select the most useful and cost effective prescription to meet the needs of individual patients</p> <hr/> <p>Review all prescriptions and reflect on the appropriateness of decisions made</p> <hr/> <p>Establish links with knowledgeable others and access their guidance and support when necessary</p> <hr/> <p>Show a sound grasp of the referral strategies that may be appropriate when there is an emergency or some unusual occurrence /reaction</p> <hr/> <p>Keep the patient informed, reassured and clear about the prescription being offered</p> <hr/> <p>Use non-clinical language to insure that instructions to patients are clearly understood and to empower patients to participate in their care</p> <hr/> <p>Ensure that the patient is informed of the need to re-establish contact if there is no improvement in their condition or if they experience side effects or other problems</p> <hr/>

COMPETENCY	INDICATORS
<p>4.4.1 Demonstrate a knowledge of the legislation surrounding Patient Group Directions (PGDs)</p>	<p>Is aware of national and local policy relating to the introduction, administration and audit of Patient Group Directions</p> <hr/> <p>Assists in ensuring that standards relating to PGDs are adhered to</p> <hr/>
<p>4.5 Apply knowledge of infection control guidance to the care of patients with dermatological conditions</p>	<p>Exhibit awareness of the clinical relevance of microbiology, immunology and the epidemiology of infection in dermatological nursing</p> <hr/> <p>Incorporate knowledge of the mechanics of transmission of infection into the practice of dermatological nursing</p> <hr/> <p>Take account of the implications of infection for individuals and their families when planning care of a patient with a dermatological condition</p> <hr/> <p>Establish and maintain risk management techniques to anticipate and minimise potential infection opportunities</p> <hr/> <p>Identify the dermatological conditions and treatments where an infection is a particular problem</p> <hr/> <p>Minimise the risk of spread of infection to others</p> <hr/> <p>Show awareness of the need to protect patients/others when unsafe or inappropriate practice is observed</p> <hr/> <p>Demonstrate knowledge of medication/therapy likely to be prescribed for a person with an infection</p> <hr/> <p>Show awareness of the factors that should be taken into consideration when determining the medication/therapy of choice for a patient with an existing dermatological condition</p> <hr/> <p>Show awareness of the common side effects, contraindications and interactions associated with the medications likely to be prescribed for a patient with a dermatological condition who has developed an infection</p> <hr/>

COMPETENCY

4.6 Identify the issues and responsibilities surrounding continuing professional development within dermatology nursing

4.7 Demonstrate a knowledge and understanding of patient health promotion and education

4.8 Show an awareness of research and development within dermatology

INDICATORS

Maintain and update own clinical knowledge base and skills by participating in professional development opportunities

Participate in research and development activities aimed at an improvement in services

Facilitate access to specialist support groups

Consider and utilise a range of teaching resources

Refer to pertinent evidence based guidelines/documents

Utilise the Clinical Standards Board's generic standards in the care of patients with a dermatological condition

Part 5 Psychosocial Impact of a Dermatological Condition

1	10	10	2225,00	395,00	2,16	27	17
2	10	10	2225,00	480,00	2,16	27	17
3	10	10	2200,00	560,00	2,19	27	17
4	10	10	2200,00	645,00	2,19	27	17
5	10	10	2180,00	725,00	2,21	27	17
6	10	10	2180,00	810,00	2,21	27	17
7	10	10	2160,00	865,00	2,23	27	17
8	10	10	2160,00	965,00	2,23	27	17
9	10	10	2140,00	1035,00	2,25	27	17
10	10	10	2140,00	1115,00	2,25	27	17
11	10	10	2120,00	1180,00	2,27	27	17
12	10	10	2120,00	1255,00	2,27	27	17
13	10	10	2100,00	1315,00	2,29	27	17
14	10	10	2100,00	1365,00	2,29	27	17
15	10	10	2075,00	1475,00	4,53	150	35
16	10	10	2005,00	1625,00	4,47	150	35
17	10	10	2100,00	1795,00	4,41	150	35
18	10	10	2100,00	1970,00	6,24	150	35
19	10	10	2165,00	2135,00	6,46	150	35
20	10	10	2200,00	2265,00	6,38	150	35
21	10	10	2300,00	2365,00	6,28	150	35

Part 5. Psychosocial Impact of a Dermatological Condition

COMPETENCY	INDICATORS
5.1 Demonstrate an understanding of the possible psychosocial impact on an individual with a dermatological condition	<p>Assess the psychological impact of the diagnosis upon the individual with a dermatological condition</p> <hr/> <p>Recognise the particular needs of different groups with a dermatological condition</p> <hr/> <p>Demonstrate knowledge of lifestyle problems commonly experienced by patients with a dermatological condition</p> <hr/> <p>Show awareness of the difficulties that some patients may have in making social contacts and establishing interpersonal relationships</p> <hr/> <p>Provide advice and support for patients with a dermatological condition who experience difficulty with some aspects of their relationships</p> <hr/> <p>Discuss the possible influence of a dermatological condition on the morale, well being and self esteem of the patient, their family or carer</p> <hr/> <p>Provide factual, practical and non-judgmental advice regarding sexual drive and sexuality</p> <hr/> <p>Provide practical advice and guidance to those patients requiring help with self image</p> <hr/>
5.2 Contribute to the identification of patients at risk of self harm	<p>Apply knowledge of the potential for certain psychogenic problems to manifest as a dermatological complaint</p> <hr/> <p>Record and report specific indicators which may support a diagnosis of underlying psychogenic disorder</p> <hr/> <p>Know the limitations of his/her own role in relation to dealing with patients presenting with evidence of self harm</p> <hr/>

COMPETENCY

5.3 Demonstrate understanding of the life style issues that must be considered when advising a patient with a dermatological condition

INDICATORS

Communicate with teachers, paediatricians and nurses involved in the care of a child patient to keep them apprised of his/her care requirements during schooling and milestone activities

Ensure that Health Visitors, school nurses and other community colleagues are kept involved to enable them to make an appropriate contribution to the care of patients/carers

Identify appropriate sources and guidance for patients seeking employment benefits, pensions and insurance information

Ensure that carers, teachers and nurses consider the individual needs of children or people with a learning disability

Ensure that patients/carers are aware of potential risks of certain activities

Undertake a risk assessment and management process for all patients with a dermatological condition

Demonstrate knowledge of the effect of stress on health and general well-being

Provide factual, practical and non-judgmental advice regarding the use of alcohol, drugs or tobacco

Recognise when it is necessary to seek advice or support or to refer the patient to a more experienced colleague

Identify appropriate sources of information for patients/carers on the choices and risks associated with holiday and leisure activities

Ensure that patients/carers are aware that many patients achieve good control of their dermatological condition and with support have a relatively normal lifestyle

Part 6 Managing the Care Environment

1	10	10	2225,00	395,00	2,16	27	17
2	10	10	2225,00	480,00	2,16	27	17
3	10	10	2200,00	560,00	2,19	27	17
4	10	10	2200,00	645,00	2,19	27	17
5	10	10	2180,00	725,00	2,21	27	17
6	10	10	2180,00	810,00	2,21	27	17
7	10	10	2160,00	865,00	2,23	27	17
8	10	10	2160,00	965,00	2,23	27	17
9	10	10	2140,00	1035,00	2,25	27	17
10	10	10	2140,00	1115,00	2,25	27	17
11	10	10	2120,00	1180,00	2,27	27	17
12	10	10	2120,00	1255,00	2,27	27	17
13	10	10	2100,00	1315,00	2,29	27	17
14	10	10	2100,00	1365,00	2,29	27	17
15	10	10	2075,00	1475,00	4,53	150	35
16	10	10	2005,00	1625,00	4,47	150	35
17	10	10	2100,00	1795,00	4,41	150	35
18	10	10	2100,00	1970,00	6,24	150	35
19	10	10	2165,00	2135,00	6,46	150	35
20	10	10	2200,00	2265,00	6,38	150	35
21	10	10	2300,00	2365,00	6,28	150	35

Part 6. Managing the Care Environment

COMPETENCY	INDICATORS
6.1 Evaluate the options for planned shared care for patients with a dermatological condition	<p>Identify the opportunities for shared care for a patient with a dermatological condition as discussed in the current Scottish Intercollegiate Guidelines Network SIGN and other guidelines for a dermatological condition</p> <hr/> <p>Discuss the importance of working in partnership across hospital and primary care interface by participating in:</p> <ul style="list-style-type: none">– nurse-led clinics– continuing care services– integrated care pathways– assessment and screening opportunities <hr/> <p>Identify the health services available locally for people with a dermatological condition</p> <hr/> <p>Contribute to strengthening of liaison between hospital and community to facilitate shared care and the provision of a seamless service for patients/carers</p> <hr/>
6.2 Demonstrate knowledge of the importance of care transfer/discharge planning	<p>Outline the importance of the expanded role of the dermatological nurse in facilitating the transfer of care to the community</p> <hr/> <p>Communicate relevant information to authorised personnel in an appropriate and timely manner</p> <hr/> <p>Ensure that patient confidentiality is paramount at all times</p> <hr/> <p>Provide factual, practical and non-judgmental advice</p> <hr/> <p>Identify appropriate sources of information and support for patients/carers</p> <hr/>

COMPETENCY

6.3 Consider the role of other agencies in relation to planning ongoing care and the management of dermatological conditions

6.4 Participate in evaluating the effectiveness of current practice

INDICATORS

Discuss the role of the voluntary agencies in supporting patients with a dermatological condition

Outline the contribution that all members of the multidisciplinary care team make in the overall management of the care of a patient with a dermatological condition

Outline the contribution that government advisory bodies can make for patients with a dermatological condition

Contribute to the evaluation of patient care services in accordance with the Clinical Governance agenda

Incorporate clinical audit and critical incident reporting to monitor and improve existing practice

Continually review performance of care delivery and seek to improve outcomes for patients

Promote multidisciplinary team working

Promote change and innovation in care services

Accept personal responsibility and accountability for contributing to the quality of care offered

Review local policies and guidelines within dermatology

List of Main Common Dermatological Conditions

Acne and rosacea

- ◆ Acne vulgaris
- ◆ Rosacea

Alopecia

Autoimmune blistering conditions

- ◆ Pemphigoid
- ◆ Pemphigus vulgaris

Connective tissue disorders

- ◆ Lupus

Dermatitis or Eczema

- ◆ Exogenous
(Contact irritant/Contact allergic/Photosensitive)
- ◆ Endogenous (Atopic/Seborrhoeic/Discoid/
Gravitational/Pompholyx)
- ◆ Unclassified (Asteatotic/Lichen simplex/Juvenile
plantar dermatosis)

Dermatomyositis

Drug eruptions

Eczema herpeticum

Epidermolysis bullosa and bullous diseases

Erythema multiforme (Stevens Johnson Syndrome)

Infections

- ◆ Bacterial
- ◆ Viral
- ◆ Fungal

Infestations

- ◆ Scabies/lice

Lichen planus

Lichen sclerosis

Pigmented Lesions

- ◆ Actinic keratosis
- ◆ Bowens disease

Pruritus/Pruritus ani

Psoriasis

- ◆ Chronic plaque psoriasis
- ◆ Scalp psoriasis
- ◆ Guttate psoriasis
- ◆ Flexural psoriasis
- ◆ Localised pustular psoriasis
- ◆ Generalised pustular psoriasis
- ◆ Erythrodermic psoriasis

Pyoderma gangrenosum

Skin cancer

- ◆ Basal cell carcinoma
- ◆ Squamous cell carcinoma
- ◆ Malignant melanoma
- ◆ Cutaneous T-cell lymphomas
- ◆ Sézary syndrome

Toxic epidermal necrolysis

Urticaria

Viral warts and molluscum contagiosum

Vasculitis

Vitiligo

Support Groups

	Telephone number	Web-site/e-mail address
Acne Support Group	(020) 8841 8400	www.stopspots.org
Behcet's Syndrome Society	(01488) 71116	www.behcets.org.uk
British Allergy Foundation (BAF)	(020) 8303 8525	www.allergyfoundation.com
British Association of Cancer United Patients (Cancer BACUP)	(020) 7696 9003	www.cancerbacup.org.uk
British Association of Skin Camouflage	(01625) 267880	www.skin-camouflage.net
British Red Cross	(020) 7201 5172	www.redcross.org.uk
Caring Matters Now (CMN) The Congenital Melanocytic Naevus Support Group	(0151) 281 9716	cmnsupportgroup@hotmail.com (Email)
Changing Faces	(020) 7706 4232	www.changingfaces.co.uk
Dariers Disease Support Group	(01646) 695055	www.dariers.8m.com
Dystrophic Epidermolysis Bullosa Research Association (DEBRA)	(01344) 771961	www.debra.org.uk
Ectodermal Dysplasia Society	(01242) 261332	www.ectodermaldysplasia.org
Eczema Scotland	(01592) 890480	barbaraepage@aol.com
Ehlers-Danlos Support Group	(01252) 690940	www.ehlers-danlos.org
Hairline International	(01564) 775281	www.hairlineinternational.co.uk
Herpes Viruses Association	(020) 7609 9061	www.herpes.org.uk
Ichthyosis Support Group	(020) 7461 9034 (01635) 253829	shelly@batt27.freemove.co.uk (Email)
In Touch Trust	(0161) 905 2440	worthington@netscapeonline.co.uk
Latex Allergy Support Group	(07071) 225838	
LEPRA - The British Leprosy Relief Association	(01206) 562286	www.lepra.org.uk
Let's Face It	(020) 8952 4990	
LUPUS UK	(01708) 731251	

Support Groups (continued)

Lymphoma Association (LA)	(0808) 808 5555	www.lymphoma.org.uk
Marfan Association UK	(01252) 810472	www.marfan.org.uk
Myositis Support Group	(023) 8044 9708	www.myositis.org.uk
National Eczema Society	(020) 7281 3553 (0870) 241 3604 (1 – 4pm)	www.eczema.org
National Lichen Sclerosus Support Group		fabia.ivy@pop3.hiway.co.uk (Email)
Neurofibromatosis Association	(020) 8547 1636	www.nfa-uk.org.uk
Pemphigus Vulgaris Network	(020) 8690 6462	(www.pemphigus.org)
Primary Immunodeficiency Association (PIA)	(020) 7976 7640	www.pia.org.uk
Pseudoxanthoma Elasticum (PXE) Support Group	(01628) 476687	www.pxe.org.uk
Psoriasis Association	(01604) 711129	mail@psoriasis.demon.co.uk (Email)
Psoriatic Arthropathy Alliance	(0870) 7703212	www.paalliance.org
Raynaud's & Scleroderma Association Trust	(01270) 872776	www.raynauds.demon.co.uk
Scleroderma Society	(020) 8961 4912	kimflig@bigfoot.com (Email)
Skin Care Campaign: National Scotland (Dr. Iain Henderson)	(0870) 2413604 (0141) 9596000	www.skincarecampaign.org
Shingles Support Group	(020) 7607 9661	www.herples.org.uk
Telangiectasia Self Help Group	(01494) 528047	www.telangiectasia.cwc.net
Terrence Higgins Trust	(020) 7242 1010	
Tuberous Sclerosis Association	(01527) 871898	www.tuberous-sclerosis.org
Vitiligo Society	(020) 7840 0855 (0800) 018 2631 (freephone)	www.vitiligosociety.org.uk
Marc's Line Wessex Cancer Trust (Melanoma and Related Cancers of the Skin)	(01722) 415071	

Specialist Nurses – Area Contacts

Glasgow North

Louise Hamill

Dermatology Nurse Specialist
Stobhill NHS Trust
133 Balornock Road
Glasgow G21 3UW
Tel: 07941 839992

Glasgow South

Arthur Newton

Dermatology Liaison Nurse
Southern General Hospital
1345 Govan Road
Glasgow G51 4TF
Tel: 0141 201 1567

Lanarkshire Dermatology Services (Acute)

Marjorie McGinty

Nurse Manager
Lanarkshire Dermatology
Monklands Hospital
Monkscourt Avenue
Airdrie ML6 0JS
Tel: 01236 748748

Lanarkshire Dermatology Services (Community)

Marie McEvoy

Dermatology Liaison Nurse
Monklands Hospital
Monkscourt Avenue
Airdrie ML6 0JS
Tel: 01236 748748

Lanarkshire Dermatology Services (Research)

Janice Bianchi

Clinical Nurse Specialist
Dermatology/Tissue Viability
Monklands Hospital
Monkscourt Avenue
Airdrie ML6 0JS
Tel. 01236 713170

Dundee Dermatology Services

Eleanor Stewart

Ward Sister
Ward 24
Ninewells Hospital
Dundee DD1 9SY
Tel: 01382 633 824

Specialist Nurses – Area Contacts

Dundee Photobiology Services

Susan Yule

Research Nurse
Photobiology Unit
Level 8
Ninewells Hospital
Dundee DD1 9SY
Tel: 01382 632264

Aberdeen

Caroline Riddoch

Charge Nurse
Ward 29
Aberdeen Royal Infirmary
Foresterhill
Aberdeen AB9 2ZB
Tel: 01224 681818

Fife

Sheila Robertson

Dermatology Liaison Sister
Victoria Hospital
Hayfield Road
Kirkcaldy KY2 5AH
Tel: 01592 643355

Inverness

Julie Morton

Dermatology Liaison Sister
Ward 2B
Raigmore Hospital
Old Perth Road
Inverness IV2 3UJ
Tel: 01463 704 000

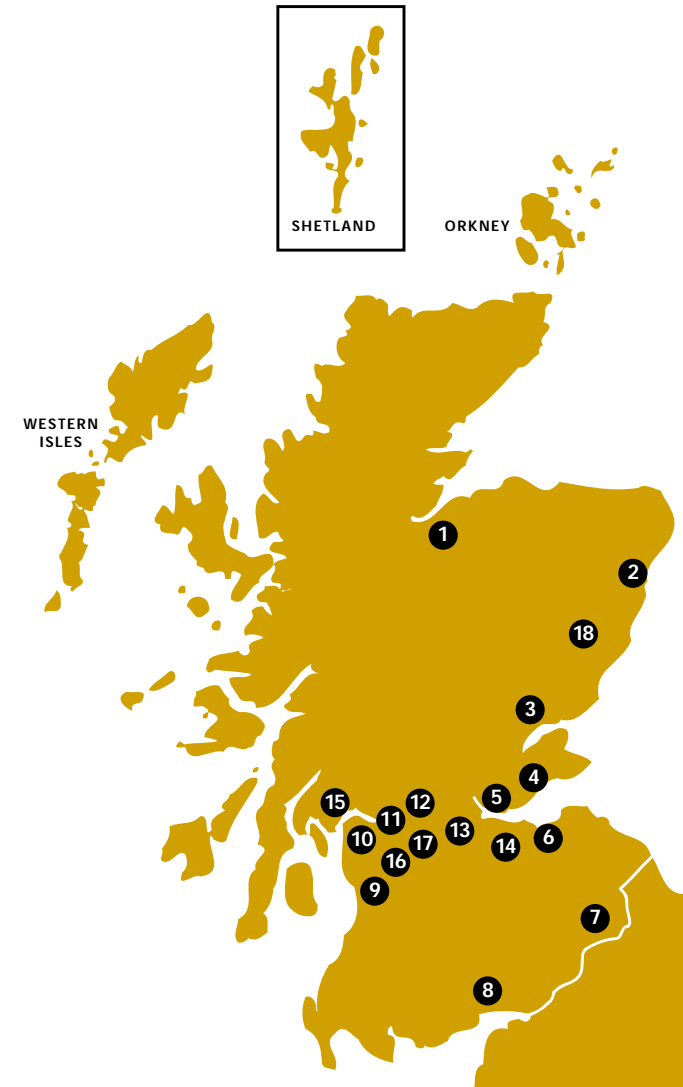
Lothian

Janice Lowe

Dermatology Nurse Specialist
Royal Infirmary of Edinburgh
1 Lauriston Place
Edinburgh EH3 9YW
Tel: 0131 536 2054

Hospitals with Dermatology Units

2	Aberdeen Royal Infirmary	Forresterhill Road	Aberdeen	AB25 2ZB
2	Royal Aberdeen Children Hospital	Cornhill Road	Aberdeen	AB25 2ZB
3	Ninewells Hospital		Dundee	DD1 9SY
18	Stracathro Hospital		Brechin	DD9 7QA
8	Dumfries and Galloway Royal Infirmary	Bankend Road	Dumfries	DG1 4AP
6	Royal Infirmary of Edinburgh	1 Lauriston Place	Edinburgh	EH3 9YW
14	St Johns Hospital at Howden	Howden Road West	Livingston	EH54 6PP
13	Falkirk and District Royal Infirmary	Major's Loan	Falkirk	FK1 5QE
12	Stirling Royal Infirmary	Livilands	Stirling	FK8 2AU
11	Western Infirmary	Dumbarton Road	Glasgow	G11 6NT
11	Stobhill General Hospital	133 Balornock Road	Glasgow	G21 3UW
11	Royal Hospital for Sick Children	Yorkhill	Glasgow	G3 8SJ
11	Glasgow Royal Infirmary	84 Castle Street	Glasgow	G4 0SF
11	Bon Secours Hospital	36 Mansionhouse Road	Glasgow	G41 3DW
11	Victoria Infirmary Glasgow	Langside	Glasgow	G42 7JF
11	S Glasgow University Hospital NHS Trust	1345 Govan Road	Glasgow	G51 4TF
11	Hairmyres Hospital	Eaglesham Road	Glasgow	G75 8RG



Hospitals with Dermatology Units

1	Raigmore Hospital	Old Perth Road	Inverness	IV2 3UJ
16	Crosshouse Hospital		Kilmarnock	KA2 0BE
5	Queen Margaret Hospital	Whitefield Road	Dunfermline	KY12 0SU
4	Victoria Hospital Kirkcaldy	Hayfield Road	Kirkcaldy	KY2 5AH
9	Monklands Hospital	Monkscourt Avenue	Airdrie	ML6 0JU
17	Law Hospital and NHS Trust		Carluke	ML8 5ER
17	Stonehouse Hospital	Strathaven Road	Larkhall	ML9 3NT
15	Inverclyde Hospital	Larkfield Road	Greenock	PA16 0XN
10	Royal Alexandra Hospital	Corsebar Road	Paisley	PA2 9PN
7	Borders General Hospital		Melrose	TD6 9BS

Bibliography

Ashton, R. and Leppard, B. (1995) *Differential Diagnosis in Dermatology* Radcliffe Medical Press: Oxford.

Bridgett, C., Noren, P. and Staughton, R. (1996) *Atopic Skin Disease: A Manual for Practitioners* Wrightson Biomedical Publishing Ltd.: Petersfield

Buxton, P.K. (Ed.) (3rd Ed.) (1998) *ABC of Dermatology* BMJ Publishing Group: London

Clough, Dr. J. (1997) *Allergies at your Fingertips* Class Publishing: London

Cox, Dr. N.H. and Lawrence, Dr. C.M. (1995) *Diagnostic Picture Tests in Clinical Dermatology* Mosby – Wolfe: London.

Cox, N.H. & Lawrence, C.M. (1998) *Diagnostic Problems in Dermatology* Mosby International Publishers Ltd.: London

Cullum, N. & Roe, B. (Eds.) (1995) *Leg Ulcers Nursing Management A Research-based Guide* Scutari: London.

Du Vivier, A. (1993) *Dermatology in Practice* Mosby-Wolfe: London

Durham, S.R. (1998) *ABC of Allergies* BMJ Publishing Group: London

Eichenfield, L.F., Fieden, I.J. and Esterly, N.B. (Eds.) (2001) *Textbook of Neonatal Dermatology* Harcourt Heath: London.

Ersser, S., Newton, J., Taylor, H., Van Onselen, J. and Kaur, V. (1998) *A Descriptive and Evaluative Study of a Dermatology Nursing Service* Oxford Brookes University: Oxford.

Ersser, S.J. (Ed.) (1998) *Annotated Bibliography of the Dermatology Nursing Literature* Oxford Brookes University: Oxford.

Gawkrodger, D. (2nd Ed.) (2001) *Dermatology: an illustrated colour text* Churchill Livingstone: Edinburgh.

Graham-Brown, Dr. R. (1998) *Color Atlas and Text of Dermatology* Mosby International Publishers Ltd.: London.

Hughes, E. and Van Onselen, J. (Eds.) (2001) *Dermatology Nursing: A Practical Guide* Churchill Livingstone: London.

Kavanagh, Dr. G. and Savin, Dr. J.J. (1998) *Self-assessment picture tests: Dermatology* Mosby International Publishers: London.

Lachapelle, J.M., Tennstedt, D. and Marot, L. (1994) *Atlas on Dermatology* Ucb Pharma: Brussels.

Lachapelle, J.M., Tennstedt, D. and Marot, L. (1997) *Atlas on Environmental Dermatology* Ucb Pharma: Brussels.

Leppard, B. and Ashton, R. (1995) *Treatment in Dermatology* Radcliffe Medical Press: Oxford.

Mitchell, Dr T., Paige, Dr. D. and Spowart, K. (1998) *Eczema and your child: A parents guide* Class Publishing: London.

Mitchell, Dr. T. & Penzer, R. (2000) *Psoriasis at your Fingertips* Class Publishing: London.


Penzer, R. (Ed.) (2002) *Nursing Care of the Skin* Elsevier Science Ltd.: Oxford.

Royal College of Nursing (1999) *Clinical Practice Guidelines for the Management of patients with venous leg ulcers.*



www.qacpd.org.uk

2225.00	395.00	2.16	27	17
2225.00	480.00	2.16	27	17
2200.00	560.00	2.19	27	17
2200.00	645.00	2.19	27	17
2180.00	725.00	2.21	27	17
2180.00	810.00	2.21	27	17
2160.00	965.00	2.23	27	17
2140.00	1035.00	2.25	27	17
2140.00	1115.00	2.25	27	17
2120.00	1180.00	2.27	27	17
2120.00	1255.00	2.27	27	17
2100.00	1315.00	2.29	27	17
2100.00	1385.00	2.29	27	17
2075.00	1475.00	4.53	150	35
205.00	1625.00	4.47	150	35
2100.00	1795.00	4.41	150	35
2000.00	1975.00	6.36	150	35
2000.00	2135.00	6.48	150	35
2000.00	2265.00	6.38	150	35
2000.00	2365.00	6.28	150	35



Quality Assuring Continuing Professional Development

Tel 0131 226 7371. Fax 0131 225 9970.

www.qacpd.org.uk